



Shown with optional bumper.

THE ALL NEW



Function and Durability with Style

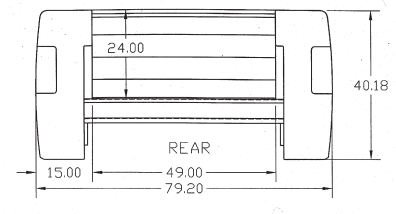
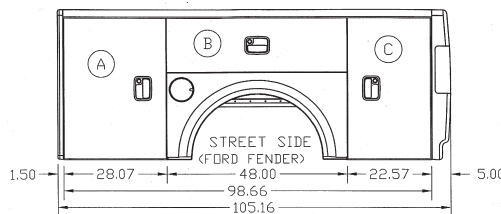
Designed with these Industry Leading Knapheide Features

- Contoured Automotive Styling
- Triple Contact Door Seals
- Wrap Around Tail Lights
- "K-Coat" Paint Protection
- Complete Undercoating
- 56", 60" and 84" CA Models
- KSS® Appearance Tailored to Ford, Dodge & GM
- Removable Pickup Style Tailgate
- Automotive Style Door Latches
- Concealed Door Hinges
- 40" High Standard and Flip-Top Models
- Customize with Option Fit™ Options

56" CA SRW MODEL

CLEAR DOOR OPENING

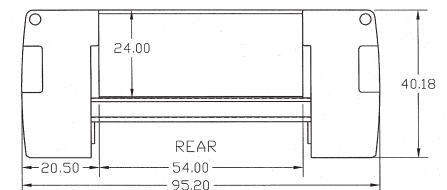
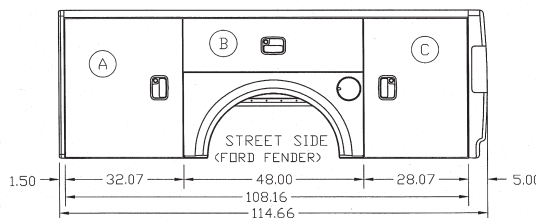
	A	B	C
WIDTH	22.50	42.75	17.00
HEIGHT	32.81	11.44	32.81
DEPTH	12.00	12.00	12.00



60" CA DRW MODEL

CLEAR DOOR OPENING

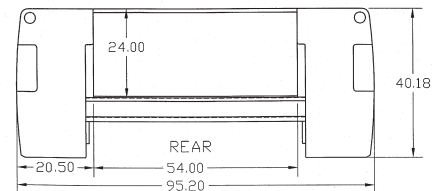
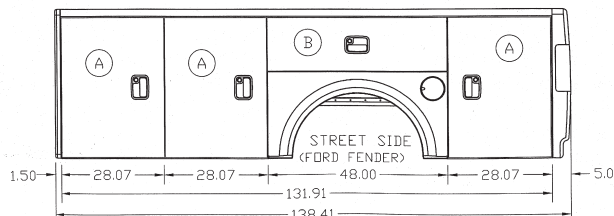
	A	B	C
WIDTH	26.50	42.75	22.50
HEIGHT	32.81	11.44	32.81
DEPTH	17.00	17.00	17.00



84" CA DRW MODEL

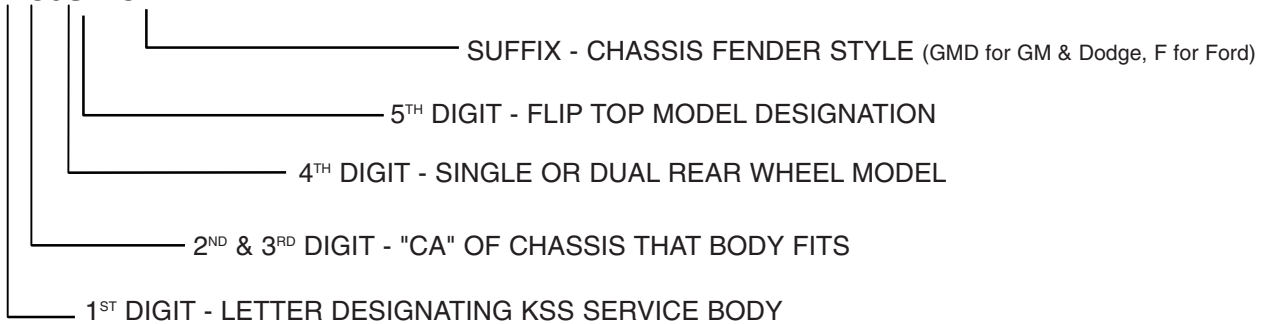
CLEAR DOOR OPENING

	A	B
WIDTH	22.50	42.75
HEIGHT	32.81	11.44
DEPTH	17.00	17.00



Model Terminology for KSS® Service Bodies

KSS® Model K56SF-GMD



Model	CA	Dimensions					Total Cu. Ft. of Interior Compartments	Flip-Top Compartment Dimensions	Net Weight (Lbs) <small>(w/opt. bumper)</small>
		Body Length (Nominal)	Body Height	Body Width	Clear Compartment Depth	Floor Width			
K56S-F	56" SRW	105"	40.2"	79.2"	12"	49"	37.6	N/A	1248
K56S-GMD	56" SRW	105"	40.2"	79.2"	12"	49"	37.6	N/A	1248
K56SF-F	56" SRW	105"	40.2"	79.2"	12"	49"	37.6	2.75" x 10.5"	1381
K56SF-GMD	56" SRW	105"	40.2"	79.2"	12"	49"	37.6	2.75" x 10.5"	1381
K56D-F	56" DRW	105"	40.2"	95.2"	17"	54"	56.1	N/A	1413
K56D-GMD	56" DRW	105"	40.2"	95.2"	17"	54"	56.1	N/A	1413
K56DF-F	56" DRW	105"	40.2"	95.2"	17"	54"	56.1	2.75" x 10.5"	1545
K56DF-GMD	56" DRW	105"	40.2"	95.2"	17"	54"	56.1	2.75" x 10.5"	1545
K60S-F	60" SRW	114.5"	40.2"	79.2"	12"	49"	44.4	N/A	1320
K60SF-F	60" SRW	114.5"	40.2"	79.2"	12"	49"	44.4	2.75" x 10.5"	1466
K60D-F	60" DRW	114.5"	40.2"	95.2"	17"	54"	65.3	N/A	1498
K60D-GMD	60" DRW	114.5"	40.2"	95.2"	17"	54"	65.3	N/A	1498
K60DF-F	60" DRW	114.5"	40.2"	95.2"	17"	54"	65.3	2.75" x 10.5"	1644
K60DF-GMD	60" DRW	114.5"	40.2"	95.2"	17"	54"	65.3	2.75" x 10.5"	1644
K84D-F	84" DRW	138.25"	40.2"	95.2"	17"	54"	84.8	N/A	1793
K84D-GMD	84" DRW	138.25"	40.2"	95.2"	17"	54"	84.8	N/A	1793
K84DF-F	84" DRW	138.25"	40.2"	95.2"	17"	54"	84.8	2.75" x 10.5"	1969
K84DF-GMD	84" DRW	138.25"	40.2"	95.2"	17"	54"	84.8	2.75" x 10.5"	1969

WHY KNAPHEIDE? BECAUSE RUST NEVER SLEEPS

When you buy quality Knapheide products, rust shouldn't be a worry. To provide the best protection against rust, we installed K-Coat, our state-of-the-art, custom-designed electrocoating prime paint system.

K-Coat is equivalent to the e-coat systems used by the major auto and truck manufacturers.

Because it bonds paint to steel by an electroplating process, any e-coat system gives you better corrosion protection than spraying. E-coat systems get prime paint everywhere in a product - including places that are impossible to reach using even the best spray techniques - and is absolutely consistent in thickness. Salt spray tests show that e-coating is far superior to spraying paint for inhibiting corrosion.

K-Coat results in a prime coat that provides excellent chemical and solvent resistance. Our K-Coat system is the best electrocoat prime paint system in the industry. Because rust never sleeps. And because you should never worry about the quality of your Knapheide product.



The Knapheide Manufacturing Company
1848 Westphalia Strasse
Quincy, IL 62305

(217) 222-7131
www.knapheide.com
knapheide@knapheide.com



Quality You Ask For By Name

Copyright © 2006 The Knapheide Manufacturing Company

For More Information:



Specifications Subject to Change Without Notice